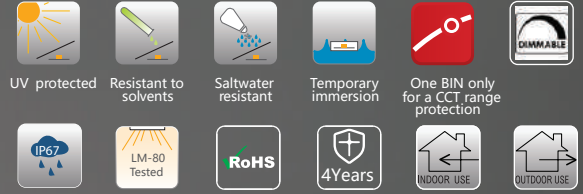


# NEÓN FLEX VISCOM 220V



## Features

- High Efficiency LED
- Constant Current IC special designed for AC strip application. High utilization of electricity power
- Strip AC 220V input. PF >0.9. No need extra power supply
- 50M strip light. One power supply. Head-end no lumen difference
- Cuttable every 50 cm. With re-connection kit, connection reliable
- Silicone extrusion modeling. Anti-UV. High/low temperature resistance

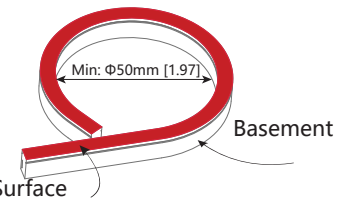
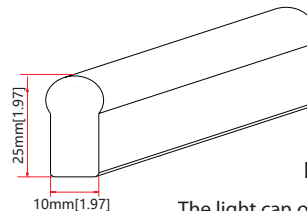
## Application

Outdoor lighting. Indoor decoration

## Installation

Card slot installation. Cuttable 50cm

## Profile









The light can only be bent laterally (opposite bent along to light surface).  
Do not bend smaller than allowed minimum bend diameter.

# NEÓN FLEX VISCOM 220V

## Specifications

Part No.	AN2-4				
LED Q'ty/m	120pcs				
Input Voltage	220AC				
Color	white	Red	Yellow	Green	Blue
Power/m	10W				
CCT/Wavelength	7465K	619.3nm	584.4nm	517.8nm	461.9nm
Luminous Flux/m	510lm	230lm	650lm	420lm	90 lm
Working Length	50m-one end powered				
Viewing Angle	180°				
IP grade	IP67				
Installation	Bracket, or Aluminum channel				
Cutable Length	50mm (Laser marked in each 5cm)				
Working Temp.	-20 ~ +60°C				
Certification	cULus Listed, CE, RoHs				
Warranty	4 years				


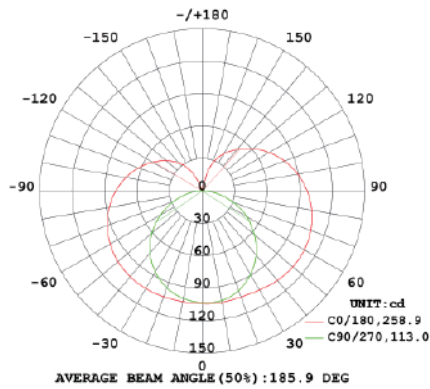
Order Code	Color	CCT/Color(K/nm)	Angle( ° )	Lumen (lm/M)	RA(Ra)	Input Voltage(V AC)	Power (W/M)
AN2-4 Warm White		3227K	175.2	520	>=80	220	10
AN2-4 Pure White		7465K	175.7	510	>=80	220	10
AN2-4 Yellow		584.4nm	185.9	650	-	220	10
AN2-4 Green		517.8nm	175.5	420	-	220	10
AN2-4 Blue		461.9nm	175.8	90	-	220	10
AN2-4 Red		619.3nm	185.5	230	-	220	10

- Note: 1. Testing temperature is 25±2 °C ;  
 2. Above is typical figure. The actual figure of the product might be different with typical.

# NEÓN FLEX VISCOM 220V

## Luminous Intensity Distribution Diagram


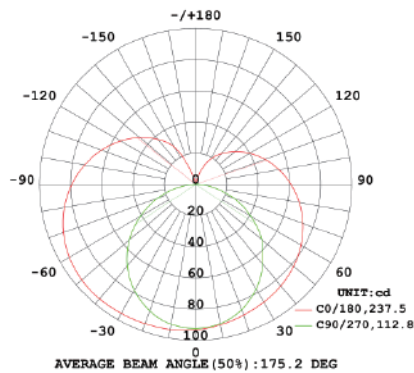
LUMINOUS INTENSITY DISTRIBUTION DIAGRAM



Note: The Curves indicate the illuminated area and the average illumination when the luminaire is at different distance.

AN2-4 (Yellow) AN2-4 (red) AN2-4 (Orange)

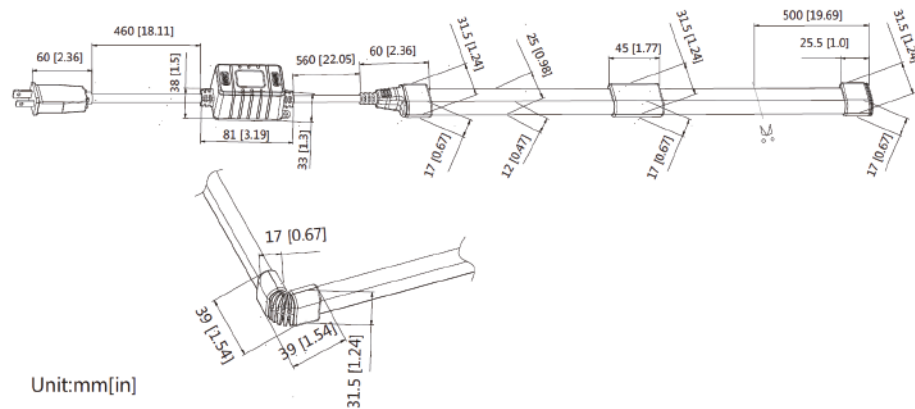
LUMINOUS INTENSITY DISTRIBUTION DIAGRAM



Note: The Curves indicate the illuminated area and the average illumination when the luminaire is at different distance.


AN2-4 (Warm White) AN2-4 (Pure White) AN2-4 (Green) AN2-4 (blue) AN2-4 (Rose Red) AN2-4 (Purple)

## Dimensions












# NEÓN FLEX VISCOM 220V

## Connection Instraction



## Optional Accessories Chart

Picture	Order Code	Description	Qty for Neon Strip Length(50M)	Optional /free fittings
	N24-LCS	Interconnection L connector set	1set	Free
	N24-ICSF	Interconnection connector set-F	2 sets	Free
	N24-ECS	End cap set	2 sets	Free
	N24-AS	Installation aluminum set	100 sets	Optional
	AN24-PC L	Input set( left cable)	2 sets	Optional
	AN24-PCR	Input set( right cable)	2 sets	Optional
	AN24-PCB	Input set(bottom cable)	2 sets	Optional
	AN24-PC I	Power supply connector set	2pcs	Free
	BV- 923	Silicone glue(45ml)	1pcs	Free

NOTE:1.Accessory version is different on the input and output accessory.

2.Recommend 2M sets for AN24-ACL.


3.Blueview is not responsible for the products which is not applied recommended glue by Blueview

4.To achieve the best waterproof , only BV-923 glue or Dow 9168 glue can be used with products.

# NÉÓN FLEX VISCOM 220V

## WARNING


1. Please Roll out the strip ,not throw it like a rope.



Inset a scoll bar inside of the wheel as phicture show during unpacking




Rolling out the strip



Do not shake the products when unpacking the products


2.Can bend and can't bend




Do not Bend 90°




No embossing operation



No embossing operation



Do not twist

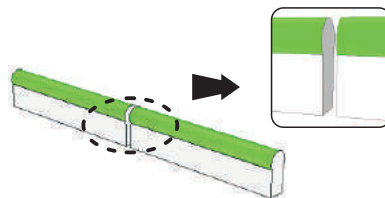


Do not repeatedly bending  
This will damage the circuit

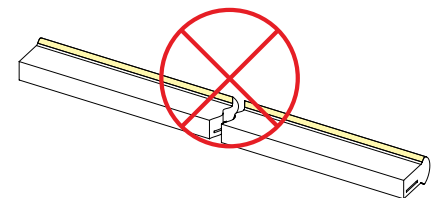
3.How to cut the strip



Cutttable place




Cutting position has to be straight



Please make sure to use the corret tool as recommend for cutting. And make sure the cross sections are flat.

4. To achieve the best waterproof effect, the glue must fill in the housing fully to protect t reconnection point from the water. This glue is tested by Blueview. Therefore, to get the best result, this product is desired to work with the glue provided or Blueview specified glue.

## Packing Info



Product model	Product size	carton size(mm)	amount totality(pcs)	net weight(kg)	rough weight( kg )
AN2-4	50m*12mm	390*390*325	1	20.6(1 ± 10%)	23.5(1 ± 10%)

**Note:**

- 1.This product adopts the special scrolls, the PE transparent membrane wraps, the ordinary export small box packing.
- 2.The maximum series connection is 50M.
- 3.The quantity and weight of the packaging mentioned above are only for the packing method shown. It will be different when packing the other way, the actual object shall prevail.